

GRANDE PRÉMIO TISSOT DE PORTUGAL

Practice Nr. 2

Classification

6

	Rider	Nation	Team	Motorcycle	Time	Lap Total	Gap	Top Speed
1	43 Jack MILLER	AUS	Red Bull KTM Factory Racing	KTM	1'37.709	28 30		338.5
2	12 Maverick VIÑALES	SPA	Aprilia Racing	APRILIA	1'37.746	25 27	0.037 0.037	340.6
3	1 Francesco BAGNAIA	ITA	Ducati Lenovo Team	DUCATI	1'37.856	23 24	0.147 0.110	341.7
4	10 Luca MARINI	ITA	Mooney VR46 Racing Team	DUCATI	1'37.899	25 27	0.190 0.043	341.7
5	89 Jorge MARTIN	SPA	Prima Pramac Racing	DUCATI	1'37.991	25 29	0.282 0.092	339.6
6	20 Fabio QUARTARARO	FRA	Monster Energy Yamaha MotoGP	YAMAHA	1'38.015	28 29	0.306 0.024	336.4
7	5 Johann ZARCO	FRA	Prima Pramac Racing	DUCATI	1'38.112	26 28	0.403 0.097	339.6
8	72 Marco BEZZECCHI	ITA	Mooney VR46 Racing Team	DUCATI	1'38.158	23 24	0.449 0.046	340.6
9	41 Aleix ESPARGARO	SPA	Aprilia Racing	APRILIA	1'38.253	20 25	0.544 0.095	339.6
10	23 Enea BASTIANINI	ITA	Ducati Lenovo Team	DUCATI	1'38.256	28 30	0.547 0.003	340.6
11	73 Alex MARQUEZ	SPA	Gresini Racing MotoGP	DUCATI	1'38.385	25 27	0.676 0.129	337.5
12	36 Joan MIR	SPA	Repsol Honda Team	HONDA	1'38.394	15 20	0.685 0.009	331.2
13	42 Alex RINS	SPA	LCR Honda CASTROL	HONDA	1'38.416	25 26	0.707 0.022	335.4
14	93 Marc MARQUEZ	SPA	Repsol Honda Team	HONDA	1'38.419	22 25	0.710 0.003	339.6
15	30 Takaaki NAKAGAMI	JPN	LCR Honda IDEMITSU	HONDA	1'38.827	25 27	1.118 0.408	335.4
16	37 Augusto FERNANDEZ	SPA	GASGAS Factory Racing Tech3	KTM	1'38.882	20 21	1.173 0.055	334.3
17	25 Raul FERNANDEZ	SPA	CryptoDATA RNF MotoGP Team	APRILIA	1'38.904	18 21	1.195 0.022	337.5
18	33 Brad BINDER	RSA	Red Bull KTM Factory Racing	KTM	1'38.910	24 25	1.201 0.006	342.8
19	88 Miguel OLIVEIRA	POR	CryptoDATA RNF MotoGP Team	APRILIA	1'38.958	23 24	1.249 0.048	341.7
20	21 Franco MORBIDELLI	ITA	Monster Energy Yamaha MotoGP	YAMAHA	1'38.978	27 29	1.269 0.020	339.6
21	49 Fabio DI GIANNANTONIO	ITA	Gresini Racing MotoGP	DUCATI	1'39.421	20 24	1.712 0.443	337.5
22	44 Poi ESPARGARO	SPA	GASGAS Factory Racing Tech3	KTM	1'40.130	9 10	2.421 0.709	339.6

Practice condition: Dry
 Air: 23°
 Humidity: 54%
 Ground: 34°

Fastest Lap:	Lap: 28	Jack MILLER	1'37.709	169.1 Km/h
Best Race Lap:	2022	Fabio QUARTARARO	1'39.435	166.2 Km/h
All Time Lap Record:	2023	Jack MILLER	1'37.709	169.1 Km/h

The results are provisional until the end of the limit for protest and appeals.

Time limit for protest expires 30' after publication of the results - Time:

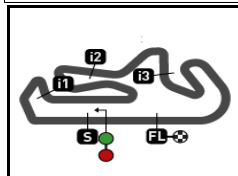
These data/results cannot be reproduced, stored and/or transmitted in whole or in part by any manner of electronic, mechanical, photocopying, recording, broadcasting or otherwise now known or herein after developed without the previous express consent by the copyright owner, except for reproduction in daily press and regular printed publications on sale to the public within 60 days of the event related to those data/results and always provided that copyright symbol appears together as follows below.

© DORNA, 2023

Official MotoGP Timing by TISSOT
 www.motogp.com

Portimao, Friday, March 24, 2023





4592 m.


GRANDE PRÉMIO TISSOT DE PORTUGAL

Practice Nr. 2

Combined Free Practice Times

MotoGP™

7

	Rider	Nation	Team	MOTORCYCLE	P1	P2	Gap
1	43 J.MILLER	AUS	Red Bull KTM Factory Racing	KTM	1'39.558 14	1'37.709 28	
2	12 M.VIÑALES	SPA	Aprilia Racing	APRILIA	1'39.180 15	1'37.746 25	0.037 0.037
3	1 F.BAGNAIA	ITA	Ducati Lenovo Team	DUCATI	1'39.475 10	1'37.856 23	0.147 0.110
4	10 L.MARINI	ITA	Mooney VR46 Racing Team	DUCATI	1'38.922 18	1'37.899 25	0.190 0.043
5	89 J.MARTIN	SPA	Prima Pramac Racing	DUCATI	1'39.206 7	1'37.991 25	0.282 0.092
6	20 F.QUARTARARO	FRA	Monster Energy Yamaha MotoGP	YAMAHA	1'39.281 16	1'38.015 28	0.306 0.024
7	5 J.ZARCO	FRA	Prima Pramac Racing	DUCATI	1'39.068 16	1'38.112 26	0.403 0.097
8	72 M.BEZZECCHI	ITA	Mooney VR46 Racing Team	DUCATI	1'39.018 16	1'38.158 23	0.449 0.046
9	41 A.ESPARGARO	SPA	Aprilia Racing	APRILIA	1'39.552 11	1'38.253 20	0.544 0.095
10	23 E.BASTIANINI	ITA	Ducati Lenovo Team	DUCATI	1'39.682 13	1'38.256 28	0.547 0.003
11	73 A.MARQUEZ	SPA	Gresini Racing MotoGP	DUCATI	1'38.782 12	1'38.385 25	0.676 0.129
12	36 J.MIR	SPA	Repsol Honda Team	HONDA	1'38.827 13	1'38.394 15	0.685 0.009
13	42 A.RINS	SPA	LCR Honda CASTROL	HONDA	1'39.595 14	1'38.416 25	0.707 0.022
14	93 M.MARQUEZ	SPA	Repsol Honda Team	HONDA	1'39.537 11	1'38.419 22	0.710 0.003
15	30 T.NAKAGAMI	JPN	LCR Honda IDEMITSU	HONDA	1'40.059 14	1'38.827 25	1.118 0.408
16	37 A.FERNANDEZ	SPA	GASGAS Factory Racing Tech3	KTM	1'40.203 12	1'38.882 20	1.173 0.055
17	25 R.FERNANDEZ	SPA	CryptoDATA RNF MotoGP Team	APRILIA	1'39.894 11	1'38.904 18	1.195 0.022
18	33 B.BINDER	RSA	Red Bull KTM Factory Racing	KTM	1'40.986 15	1'38.910 24	1.201 0.006
19	88 M.OLIVEIRA	POR	CryptoDATA RNF MotoGP Team	APRILIA	1'39.794 14	1'38.958 23	1.249 0.048
20	21 F.MORBIDELLI	ITA	Monster Energy Yamaha MotoGP	YAMAHA	1'39.629 12	1'38.978 27	1.269 0.020
21	49 F.DI GIANNANTO	ITA	Gresini Racing MotoGP	DUCATI	1'40.477 12	1'39.421 20	1.712 0.443
22	44 P.ESPARGARO	SPA	GASGAS Factory Racing Tech3	KTM	1'40.471 11	1'40.130 9	2.421 0.709

Pole Position Record:	2021	Francesco BAGNAIA	1'38.725	167.4 Km/h
Best Race Lap:	2022	Fabio QUARTARARO	1'39.435	166.2 Km/h
All Time Lap Record:	2023	Jack MILLER	1'37.709	169.1 Km/h

The results are provisional until the end of the limit for protest and appeals.

Time limit for protest expires 60' after publication of the results - Time:

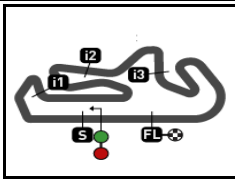
These data/results cannot be reproduced, stored and/or transmitted in whole or in part by any manner of electronic, mechanical, photocopying, recording, broadcasting or otherwise now known or herein after developed without the previous express consent by the copyright owner, except for reproduction in daily press and regular printed publications on sale to the public within 60 days of the event related to those data/results and always provided that copyright symbol appears together as follows below.

© DORNA, 2023

Official MotoGP Timing by **TISSOT**
www.motogp.com

Portimao, Friday, March 24, 2023





4592 m.

GRANDE PRÉMIO TISSOT DE PORTUGAL

Practice Nr. 2

Top Speed & Average

8



Rider	Nation	Motorcycle	Top 5 speeds					Average	Top
33 Brad BINDER	RSA	KTM	342.8	341.7	340.6	340.6	339.6	341.1	342.8
1 Francesco BAGNAIA	ITA	DUCATI	341.7	338.5	338.5	338.5	338.5	339.1	341.7
10 Luca MARINI	ITA	DUCATI	341.7	340.6	337.5	336.4	336.4	338.2	341.7
88 Miguel OLIVEIRA	POR	APRILIA	341.7	340.6	338.5	338.5	337.5	338.5	341.7
12 Maverick VIÑALES	SPA	APRILIA	340.6	340.6	339.6	339.6	338.5	339.3	340.6
23 Enea BASTIANINI	ITA	DUCATI	340.6	337.5	335.4	335.4	335.4	336.4	340.6
72 Marco BEZZECCHI	ITA	DUCATI	340.6	337.5	337.5	337.5	337.5	338.1	340.6
5 Johann ZARCO	FRA	DUCATI	339.6	336.4	336.4	335.4	334.3	336.1	339.6
21 Franco MORBIDELLI	ITA	YAMAHA	339.6	338.5	338.5	336.4	335.4	337.7	339.6
41 Aleix ESPARGARO	SPA	APRILIA	339.6	338.5	338.5	337.5	337.5	337.9	339.6
44 PoI ESPARGARO	SPA	KTM	339.6	339.6	338.5	338.5	337.5	338.7	339.6
89 Jorge MARTIN	SPA	DUCATI	339.6	338.5	337.5	336.4	335.4	336.7	339.6
93 Marc MARQUEZ	SPA	HONDA	339.6	338.5	337.5	337.5	335.4	337.7	339.6
43 Jack MILLER	AUS	KTM	338.5	337.5	337.5	337.5	337.5	337.7	338.5
25 Raul FERNANDEZ	SPA	APRILIA	337.5	334.3	333.3	333.3	333.3	334.0	337.5
49 Fabio DI GIANNANTONIO	ITA	DUCATI	337.5	336.4	336.4	335.4	332.3	335.6	337.5
73 Alex MARQUEZ	SPA	DUCATI	337.5	337.5	337.5	337.5	336.4	337.1	337.5
20 Fabio QUARTARARO	FRA	YAMAHA	336.4	336.4	336.4	336.4	335.4	335.9	336.4
30 Takaaki NAKAGAMI	JPN	HONDA	335.4	335.4	334.3	334.3	333.3	334.3	335.4
42 Alex RINS	SPA	HONDA	335.4	334.3	334.3	333.3	333.3	334.1	335.4
37 Augusto FERNANDEZ	SPA	KTM	334.3	333.3	333.3	333.3	333.3	333.5	334.3
36 Joan MIR	SPA	HONDA	331.2	331.2	330.2	330.2	330.2	330.5	331.2

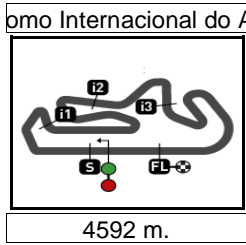
These data/results cannot be reproduced, stored and/or transmitted in whole or in part by any manner of electronic, mechanical, photocopying, recording, broadcasting or otherwise now known or herein after developed without the previous express consent by the copyright owner, except for reproduction in daily press and regular printed publications on sale to the public within 60 days of the event related to those data/results and always provided that copyright symbol appears together as follows below.

© DORNA, 2023

Official MotoGP Timing by TISSOT
www.motogp.com



Portimao, Friday, March 24, 2023



GRANDE PRÉMIO TISSOT DE PORTUGAL
Practice Nr. 2
Chronological Analysis of Performances

9

* Lap / Sector time cancelled T1 Time from finish line to 1st intermedate T3 Time from 2nd intermed. to 3rd intermed.
P Crossing the finish line in pit lane T2 Time from 1st intermed. to 2nd intermed. T4 Time from 3rd intermedate to finish line
**Tyre data subject to further updates

Lap	Lap Time	T1	T2	T3	T4	Speed	Lap	Lap Time	T1	T2	T3	T4	Speed	
1st	43	Jack MILLER KTM AUS						30	1'39.155	20.636	31.480	15.200	31.839	333.3
Red Bull KTM Factory Racing							Full laps=19							
Run #	1	Front Tyre	Slick-Hard	Rear Tyre	Slick-Medium		Run #	1	Front Tyre	missing data	Rear Tyre	missing data		
			New Tyre		New Tyre				**	Laps at start	**	Laps at start		
1	2'03.327						1	2'36.370	13.359	33.901	16.131	32.547		
2	1'41.508	21.344	32.432	15.502	32.230	334.3	2	1'39.707	20.635	31.966	15.306	31.800	334.3	
3	1'43.717	20.813	31.819	18.548	32.537	333.3	3	1'39.363	* 20.490	31.766	15.220	31.887*	335.4	
4	1'40.255	20.786	31.842	15.486	32.141	335.4	4	1'38.866	20.499	31.572	15.148	31.647	335.4	
5	1'39.826	20.743	31.758	15.283	32.042	334.3	5	1'40.783	* 20.456	31.502	16.248	32.577*	337.5	
6	1'39.761	20.969	31.712	15.140	31.940	336.4	6	1'38.959	20.553	31.542	15.167	31.697	336.4	
7	1'39.426	20.617	31.675	15.130	32.004	337.5	7	1'38.886	20.493	31.466	15.166	31.761	334.3	
8	1'40.972	* 21.036	31.829	15.592	32.515*	333.3	8	1'39.016	* 20.467	31.522*	15.200*	31.827*	335.4	
9	2'08.477	P 25.783*	35.031*	16.866*	50.797	326.2	9	2'04.637	P 23.178*	34.705*	16.719*	50.035	299.1	
Run #	2	Front Tyre	Slick-Hard	Rear Tyre	Slick-Medium		Run #	2	Front Tyre	missing data	Rear Tyre	missing data		
			9 Laps at start		9 Laps at start				**	Laps at start	**	Laps at start		
10	29'22.396	P 13.390	35.618	18.994	33.190		10	29'46.728	P 13.107	34.256	16.340	33.396		
11	1'41.696	20.809	32.824	15.679	32.384	336.4	11	1'42.092	* 21.009	33.020*	15.775	32.288	334.3	
12	1'39.666	20.749	31.723	15.293	31.901	335.4	12	1'39.743	20.543	31.805	15.297	32.098	335.4	
13	1'40.315	20.997	31.927	15.308	32.083	337.5	13	1'38.941	20.477	31.588	15.203	31.673	337.5	
14	1'54.121	26.856	38.769	16.030	32.466	337.5	14	1'41.540	21.503	32.514	15.537	31.986	340.6	
15	1'39.964	20.736	31.838	15.274	32.116	334.3	15	1'38.866	20.435	31.673	15.129	31.629	333.3	
16	1'39.661	20.734	31.712	15.257	31.958	334.3	16	1'41.819	21.303	32.923	15.628	31.965	338.5	
17	2'04.237	P 22.640	34.083	16.741	50.773	337.5	17	1'38.785	20.397	31.550	15.183	31.655	338.5	
Run #	3	Front Tyre	Slick-Hard	Rear Tyre	Slick-Medium		Run #	3	Front Tyre	missing data	Rear Tyre	missing data		
			17 Laps at start		17 Laps at start				**	Laps at start	**	Laps at start		
18	7'49.615	13.425	34.160	16.006	32.800		18	1'59.520	P 21.387	33.150	15.840	49.143	336.4	
19	1'40.153	20.834	31.898	15.354	32.067	332.3	Run #	4	Front Tyre	missing data	Rear Tyre	missing data		
20	1'59.540	P 21.174	33.119	15.964	49.283	334.3			**	Laps at start	**	Laps at start		
Run #	4	Front Tyre	Slick-Soft	Rear Tyre	Slick-Soft		19	10'32.354	12.229	32.678	15.559	31.760		
			New Tyre		New Tyre		20	1'40.295	20.142	32.896	15.558	31.699	338.5	
21	5'35.937	12.663	33.775	15.663	32.055		21	1'38.465	20.536	31.427	15.063	31.439	338.5	
22	1'58.014	P 20.442	31.301	16.699*	49.572	335.4	22	1'58.942	P 20.380	33.550	16.074*	48.938	339.6	
Run #	5	Front Tyre	Slick-Soft	Rear Tyre	Slick-Soft		Run #	4	Front Tyre	missing data	Rear Tyre	missing data		
			2 Laps at start		2 Laps at start				**	Laps at start	**	Laps at start		
23	25'16.040	P 12.585	33.240	15.631	31.958		23	26'30.182	P 12.234	33.712	16.159	49.545		
24	1'38.789	20.843	31.360	15.037	31.549	335.4	Run #	5	Front Tyre	missing data	Rear Tyre	missing data		
25	1'38.720	20.672	31.320	15.119	31.609	336.4			**	Laps at start	**	Laps at start		
26	1'56.822	P 21.352	32.190	15.697	47.583	338.5	24	7'37.680	12.279	32.182	15.360	31.673		
Run #	6	Front Tyre	Slick-Soft	Rear Tyre	Slick-Soft		25	1'37.746	20.205	31.183	14.957	31.401	340.6	
			6 Laps at start		New Tyre		26	1'41.725	20.291	33.489	15.951	31.994	336.4	
27	3'08.729	12.504	32.307	15.402	31.649		27	1'43.942	* 23.704*	32.513	15.617	32.108	339.6	
28	1'37.709	20.430	31.063	14.952	31.264	337.5								
29	1'45.533	* 22.280*	33.659	15.949	33.645	336.4								

Fastest Lap: Jack MILLER Red Bull KTM Factory AUS **1'37.709** 20.430 31.063 14.952 31.264

These data/results cannot be reproduced, stored and/or transmitted in whole or in part by any manner of electronic, mechanical, photocopying, recording, broadcasting or otherwise now known or herein after developed without the previous express consent by the copyright owner, except for reproduction in daily press and regular printed publications on sale to the public within 60 days of the event related to those data/results and always provided that copyright symbol appears together as follows below.
© DORNA, 2023



Practice Nr. 2

MotoGP

Lap	Lap Time	T1	T2	T3	T4	Speed	Lap	Lap Time	T1	T2	T3	T4	Speed				
3rd	1	Francesco BAGNAIA				DUCATI	ITA	8	2'10.763	P	25.891	32.758	19.177*	52.937	334.3		
		Ducati Lenovo Team															
		Full laps=13															
Run #	1	Front Tyre	Slick-Soft	Rear Tyre	Slick-Medium												
		16 Laps at start			16 Laps at start												
1	2'16.095	P	14.023	35.278	16.413	49.210											
Run #	2	Front Tyre	Slick-Medium	Rear Tyre	Slick-Medium												
		New Tyre			New Tyre												
2	3'06.711		13.396	38.311	15.822	32.642											
3	1'40.187		20.786	31.976	15.233	32.192	332.3										
4	1'42.740		23.338	32.178	15.231	31.993	332.3										
5	1'39.063		20.576	31.547	15.015	31.925	334.3										
6	1'39.165		20.565	31.631	15.107	31.862	335.4										
7	1'39.048	*	20.526	31.521	15.122	31.879*	333.3										
8	2'04.151	P	23.508*	34.920*	16.531*	49.192	333.3										
Run #	3	Front Tyre	Slick-Medium	Rear Tyre	Slick-Medium												
		7 Laps at start			7 Laps at start												
9	29'31.218	P	13.356	33.976	16.311	32.590											
10	1'39.670	*	20.478	31.782*	15.560*	31.850	333.3										
11	1'39.082		20.524	31.623	15.129	31.806	338.5										
12	1'39.042		20.629	31.565	15.092	31.756	341.7										
13	1'39.054		20.538	31.591	15.037	31.888	338.5										
14	1'38.938		20.477	31.605	15.024	31.832	337.5										
15	1'38.798		20.449	31.514	15.056	31.779	338.5										
16	2'01.790	P	23.888	32.590	15.391	49.921	338.5										
Run #	4	Front Tyre	Slick-Medium	Rear Tyre	Slick-Soft												
		New Tyre			New Tyre												
17	9'33.767		13.771	33.880	15.592	31.875											
18	1'40.407		20.468	31.357	15.001	33.581	334.3										
19	2'03.369	P	20.533	36.985	15.726	50.125	328.2										
Run #	5	Front Tyre	Slick-Medium	Rear Tyre	Slick-Soft												
		3 Laps at start			New Tyre												
20	6'03.771	P	13.231	33.366	16.151*	51.637											
Run #	6	Front Tyre	Slick-Medium	Rear Tyre	Slick-Soft												
		4 Laps at start			1 Laps at start												
21	26'28.273	P	13.185	33.513	15.612	32.006											
22	1'38.538		20.325	31.409	15.176	31.628	335.4										
23	1'37.856		20.306	31.156	14.919	31.475	334.3										
	unfinished		20.297				335.4										
Run #	7	Front Tyre	Slick-Medium	Rear Tyre	Slick-Soft												
		7 Laps at start			4 Laps at start												
24	1'42.269		17.781	34.758	16.259	33.471											
4th	10	Luca MARINI				DUCATI	ITA										
		Mooney VR46 Racing Team															
		Full laps=17															
Run #	1	Front Tyre	Slick-Medium	Rear Tyre	Slick-Soft												
		6 Laps at start			6 Laps at start												
1	2'01.978		13.633	35.248	16.406	34.860											
2	1'45.270		20.827	35.602	15.603	33.238	328.2										
3	1'40.313		20.789	31.882	15.277	32.365	334.3										
4	1'39.973		20.920	31.877	15.226	31.950	331.2										
5	1'39.210		20.613	31.658	15.140	31.799	332.3										
6	1'39.485		20.752	31.754	15.112	31.867	336.4										
7	1'39.019		20.538	31.649	15.049	31.783	334.3										
5th	89	Jorge MARTIN				DUCATI	SPA										
		Prima Pramac Racing															
		Full laps=20															
Run #	1	Front Tyre	Slick-Medium	Rear Tyre	Slick-Medium												
		New Tyre			New Tyre												
1	2'27.950		13.168	34.828	15.854	32.447											
2	1'41.630		20.989	31.959	15.973	32.709	332.3										
3	1'39.966	*	20.834	31.656	15.184	32.292*	333.3										
4	1'39.246		20.658	31.550	15.161	31.877	332.3										
5	1'39.088		20.653	31.530	15.111	31.794	333.3										
6	1'38.933		20.654	31.402	15.106	31.771	334.3										
7	1'39.351		20.681	31.553	15.109	32.008	333.3										
8	1'42.750	*	20.688	31.589	17.782*	32.691*	332.3										
9	2'03.388	P	21.665*	33.998*	16.478*	51.247	332.3										
Run #	2	Front Tyre	Slick-Hard	Rear Tyre	Slick-Medium												
		New Tyre			9 Laps at start												
10	29'23.131	P	12.852	33.857	15.747	32.449											
11	1'42.081	*	20.845	32.502*	15.731*	33.003	333.3										
12	1'42.367		22.700	32.340	15.343	31.984	334.3										
13	1'39.004		20.556	31.643	15.095	31.710	335.4										
14	1'39.207		20.574	31.669	15.125	31.839	335.4										
15	1'42.549		22.427	32.633	15.513	31.976	339.6										
16	1'39.036		20.514	31.590	15.125	31.807	336.4										

Fastest Lap: Jack MILLER Red Bull KTM Factory AUS **1'37.709** 20.430 31.063 14.952 31.264

These data/results cannot be reproduced, stored and/or transmitted in whole or in part by any manner of electronic, mechanical, photocopying, recording, broadcasting or otherwise now known or herein after developed without the previous express consent by the copyright owner, except for reproduction in daily press and regular printed publications on sale to the public within 60 days of the event related to those data/results and always provided that copyright symbol appears together as follows below.
© DORNA, 2023



Practice Nr. 2

MotoGP

Lap	Lap Time	T1	T2	T3	T4	Speed	Lap	Lap Time	T1	T2	T3	T4	Speed										
17	1'59.052	P	21.748	32.670	15.446	49.188	337.5	25	1'55.960	P	21.514	32.231	15.187	47.028	335.4								
<i>Run #</i> 3	<i>Front Tyre</i>	Slick-Hard			<i>Rear Tyre</i>	Slick-Soft		<i>Run #</i> 5	<i>Front Tyre</i>	Slick-Medium			<i>Rear Tyre</i>	Slick-Soft									
8 Laps at start						New Tyre						4 Laps at start						New Tyre					
18	5'28.419		12.621	33.178	15.381	31.991		26	2'55.894		12.590	32.445	15.263	31.466									
19	1'38.370		20.430	31.385	14.983	31.572	333.3	27	1'43.443		23.426	33.318	15.254	31.445	336.4								
20	1'43.393		20.571	33.633	17.352	31.837	331.2	28	1'38.015		20.400	31.284	14.998	31.333	335.4								
21	1'39.070		20.593	31.572	15.169	31.736	335.4	29	1'40.937		20.460	31.294	15.010	34.173	334.3								
22	2'00.536	P	21.757	32.858	16.188	49.733	333.3	7th 5 Johann ZARCO						DUCATI		FRA							
<i>Run #</i> 4	<i>Front Tyre</i>	Slick-Medium			<i>Rear Tyre</i>	Slick-Soft		Prima Pramac Racing															
New Tyre						New Tyre						Full laps=17											
23	32'17.329		12.698	34.443	15.774	32.784		<i>Run #</i> 1	<i>Front Tyre</i>	Slick-Soft			<i>Rear Tyre</i>	Slick-Medium									
24	1'40.857	*	20.509	31.863	15.684	32.801	334.3	10 Laps at start						10 Laps at start									
25	1'37.991		20.385	31.250	14.902	31.454	335.4	1	2'02.100		13.171	34.623	15.864	34.290									
26	1'58.844	P	23.130	32.218	15.441	48.055	338.5	2	1'41.178		21.158	32.510	15.355	32.155	330.2								
<i>Run #</i> 5	<i>Front Tyre</i>	Slick-Medium			<i>Rear Tyre</i>	Slick-Soft		3	1'39.992		20.850	31.912	15.199	32.031	330.2								
4 Laps at start						4 Laps at start						4	1'39.896		20.875	32.007	15.121	31.893	336.4				
27	4'27.832		13.110	32.988	15.679	32.083		5	1'44.580		21.084	31.691	19.389	32.416	334.3								
28	1'40.167	*	21.211	32.029	15.316	31.611	334.3	6	1'39.718		20.905	31.733	15.165	31.915	336.4								
29	1'38.998		20.542	31.521	15.168	31.767	333.3	7	1'59.460	P	20.805	31.952	15.375	51.328	332.3								
6th 20 Fabio QUARTARARO						YAMAHA		FRA		<i>Run #</i> 2	<i>Front Tyre</i>	Slick-Medium			<i>Rear Tyre</i>	Slick-Medium							
Monster Energy Yamaha MotoGP						Full laps=20						New Tyre						New Tyre					
<i>Run #</i> 1	<i>Front Tyre</i>	Slick-Medium			<i>Rear Tyre</i>	Slick-Soft		8	32'42.307		12.774	35.096	16.090	32.645									
New Tyre						New Tyre						9	1'42.117	*	21.141	32.483	15.592	32.901	339.6				
1	2'59.003		13.235	34.530	16.126	32.723		10	1'40.094		20.784	32.135	15.311	31.864	332.3								
2	1'40.246		21.001	32.136	15.227	31.882	331.2	11	1'39.399		20.702	31.748	15.220	31.729	332.3								
3	1'39.395		20.770	31.746	15.141	31.738	332.3	12	1'39.203		20.578	31.681	15.146	31.798	333.3								
4	1'39.251		20.716	31.655	15.103	31.777	333.3	13	2'10.129	P	26.228	34.168	18.856	50.877	333.3								
5	1'38.850	*	20.478	31.542	15.090	31.740	334.3	<i>Run #</i> 3	<i>Front Tyre</i>	Slick-Medium			<i>Rear Tyre</i>	Slick-Medium									
6	1'38.978		20.505	31.570	15.097	31.806	333.3	6 Laps at start						6 Laps at start									
7	1'39.133		20.619	31.663	15.072	31.779	332.3	14	6'57.290		12.473	33.135	15.472	32.329									
8	2'10.000	P	22.767	37.613	17.761	51.859	332.3	15	1'39.414		20.682	31.835	15.113	31.784	330.2								
<i>Run #</i> 2	<i>Front Tyre</i>	Slick-Medium			<i>Rear Tyre</i>	Slick-Soft		16	1'39.389		20.627	31.686	15.098	31.978	333.3								
8 Laps at start						8 Laps at start						17	1'39.467		20.843	31.703	15.184	31.737	327.2				
9	31'08.342	P	13.364	34.699	16.087	32.889		18	2'00.838	P	21.326	34.374	16.371	48.767	332.3								
10	1'40.372	*	20.902	32.229	15.280	31.961	333.3	<i>Run #</i> 4	<i>Front Tyre</i>	Slick-Soft			<i>Rear Tyre</i>	Slick-Soft									
11	1'42.324		23.171	32.049	15.189	31.915	334.3	New Tyre						New Tyre									
12	1'39.474		20.665	31.691	15.100	32.018	334.3	19	5'02.390		12.747	33.138	15.299	32.005									
13	1'39.202		20.610	31.697	15.163	31.732	334.3	20	1'38.435		20.429	31.495	15.005	31.506	332.3								
14	1'39.263		20.562	31.749	15.146	31.806	335.4	21	1'59.522	P	20.575	32.326	15.621	51.000	333.3								
15	1'39.032		20.592	31.678	15.085	31.677	336.4	<i>Run #</i> 5	<i>Front Tyre</i>	Slick-Soft			<i>Rear Tyre</i>	Slick-Soft									
16	1'39.028		20.540	31.678	15.131	31.679	336.4	3 Laps at start						3 Laps at start									
17	1'39.077		20.611	31.620	15.161	31.685	335.4	22	25'27.108	P	12.597	33.393	15.603	32.042									
18	2'00.131	P	22.804	32.913	15.552	48.862	334.3	23	1'40.030	*	20.772	31.753	15.255	32.250	334.3								
<i>Run #</i> 3	<i>Front Tyre</i>	Slick-Medium			<i>Rear Tyre</i>	Slick-Soft		24	1'56.722	P	20.572	31.530	15.159	49.461	333.3								
18 Laps at start						18 Laps at start						<i>Run #</i> 6	<i>Front Tyre</i>	Slick-Soft			<i>Rear Tyre</i>	Slick-Soft					
19	7'52.105		13.104	35.025	15.589	32.201		6 Laps at start						New Tyre									
20	1'39.925		20.760	32.096	15.235	31.834	333.3	25	3'37.008		12.138	32.665	15.231	31.612									
21	1'55.185	P	20.603	31.691	15.123	47.768	333.3	26	1'38.112		20.334	31.284	15.018	31.476	331.2								
<i>Run #</i> 4	<i>Front Tyre</i>	Slick-Medium			<i>Rear Tyre</i>	Slick-Soft		27	2'00.439		25.969	41.036	20.192	33.242	335.4								
New Tyre						New Tyre						28	1'41.346		20.949	32.386	15.286	32.725	332.3				
22	28'58.548		12.677	33.024	15.495	31.794																	
23	1'38.540		20.531	31.526	15.012	31.471	334.3																
24	1'38.404		20.409	31.420	15.093	31.482	336.4																

Fastest Lap: Jack MILLER Red Bull KTM Factory AUS **1'37.709** 20.430 31.063 14.952 31.264

These data/results cannot be reproduced, stored and/or transmitted in whole or in part by any manner of electronic, mechanical, photocopying, recording, broadcasting or otherwise now known or herein after developed without the previous express consent by the copyright owner, except for reproduction in daily press and regular printed publications on sale to the public within 60 days of the event related to those data/results and always provided that copyright symbol appears together as follows below.
© DORNA, 2023



Practice Nr. 2

MotoGP

Lap	Lap Time	T1	T2	T3	T4	Speed	Lap	Lap Time	T1	T2	T3	T4	Speed	
8th	72	Marco BEZZECCHI				DUCATI	ITA	8	32'30.491	12.471	33.637	15.926	32.394	
		Mooney VR46 Racing Team						9	1'41.673	21.476	32.438	15.715	32.044	337.5
		Full laps=14						10	1'40.044	20.975	31.998	15.252	31.819	337.5
Run #	1	Front Tyre	Slick-Medium	Rear Tyre	Slick-Medium			11	1'39.163	20.565	31.732	15.253	31.613	338.5
		5 Laps at start		12 Laps at start				12	1'39.616	20.835	31.865	15.264	31.652	338.5
1	2'02.389	13.680	39.086	18.531	35.679			13	1'39.203	20.605	31.646	15.223	31.729	339.6
2	1'41.188	21.118	32.700	15.309	32.061	337.5		14	1'39.271	20.549	31.766	15.233	31.723	336.4
3	1'39.783	20.728	31.892	15.211	31.952	337.5		15	1'38.947	20.531	31.653	15.187	31.576	337.5
4	1'39.653	20.604	31.700	15.266	32.083	340.6		16	2'03.561 P	23.533	34.173	16.161	49.694	336.4
5	1'39.188	20.634	31.544	15.129	31.881	335.4		Run # 3	Front Tyre	missing data	Rear Tyre	missing data		
6	1'39.211	20.470	31.647	15.157	31.937	336.4			**	Laps at start	**	Laps at start		
7	1'38.995	20.418	31.523	15.208	31.846	335.4		17	10'43.117	12.759	33.252	15.702	32.105	
8	1'39.038 *	20.485	31.477	15.176	31.900*	335.4		18	1'39.745	20.575	31.879	15.412	31.879	335.4
9	2'07.850 P	25.696*	35.783*	16.380*	49.991	321.4		19	1'38.478	20.418	31.519	15.115	31.426	336.4
Run # 2	Front Tyre	Slick-Medium	Rear Tyre	Slick-Soft				20	1'38.253	20.406	31.324	15.105	31.418	337.5
		14 Laps at start		5 Laps at start				21	2'12.087 P	26.896	34.788*	19.157*	51.246	335.4
10	29'13.922 P	14.776	37.232	16.747	33.217			Run # 4	Front Tyre	missing data	Rear Tyre	missing data		
unfinished		20.650	32.142		334.3				**	Laps at start	**	Laps at start		
Run # 3	Front Tyre	Slick-Soft	Rear Tyre	Slick-Medium				22	32'29.930 P	12.808	32.789	15.661	31.665	
		12 Laps at start		21 Laps at start				23	1'42.085	22.179	32.610	15.461	31.835	337.5
11	1'40.154	14.143	35.867	16.846	33.298			24	1'42.260	20.378	31.321	15.306	35.255	337.5
12	1'40.655	20.830	32.248	15.483	32.094	333.3		25	1'46.860 *	22.706*	34.603	16.380	33.171	337.5
13	1'39.644	20.546	31.912	15.331	31.855	333.3								
14	1'39.132	20.531	31.496	15.189	31.916	333.3								
15	1'57.918 P	20.886	32.149	15.701	49.182	334.3								
Run # 4	Front Tyre	Slick-Medium	Rear Tyre	Slick-Soft										
		New Tyre		New Tyre										
16	5'46.034	13.340	33.892	15.733	32.025									
17	1'58.412 P	20.264	31.542	16.743*	49.863	336.4								
Run # 5	Front Tyre	Slick-Medium	Rear Tyre	Slick-Soft										
		2 Laps at start		2 Laps at start										
18	25'06.860 P	13.383	34.733	16.496	33.072									
19	1'38.642	20.380	31.536	15.129	31.597	337.5								
20	1'56.091 P	20.657	31.619	15.303	48.512	337.5								
Run # 6	Front Tyre	Slick-Medium	Rear Tyre	Slick-Soft										
		5 Laps at start		New Tyre										
21	3'34.766	12.942	33.168	15.516	31.954									
22	1'38.291	20.348	31.233	15.049	31.661	335.4								
23	1'38.158	20.249	31.242	15.101	31.566	334.3								
24	1'40.179 *	21.100*	32.082	15.256	31.741	335.4								
9th	41	Aleix ESPARGARO				APRILIA	SPA							
		Aprilia Racing												
		Full laps=18												
Run #	1	Front Tyre	missing data	Rear Tyre	missing data									
		**	Laps at start	**	Laps at start									
1	2'38.344	13.525	34.750	16.934	32.903									
2	1'39.831	20.912	32.011	15.235	31.673	336.4								
3	1'38.838 *	20.610	31.521	15.170	31.537*	333.3								
4	1'42.273	20.745	32.712	16.569	32.247	336.4								
5	1'40.022 *	20.534	31.593	15.568	32.327*	335.4								
6	1'38.965	20.546	31.500	15.169	31.750	336.4								
7	2'01.806 P	20.671	31.602	19.313	50.220	334.3								
Run # 2	Front Tyre	missing data	Rear Tyre	missing data										
	**	Laps at start	**	Laps at start										
Run # 1	Front Tyre	Slick-Medium	Rear Tyre	Slick-Medium										
		New Tyre		New Tyre										
1	2'15.458	13.086	34.252	16.119	33.194									
2	1'43.391	23.130	32.494	15.600	32.167	335.4								
3	1'43.930 *	20.986	32.450	17.938	32.556*	333.3								
4	1'40.315	20.878	31.827	15.438	32.172	334.3								
5	1'42.861	22.965	32.204	15.414	32.278	332.3								
6	1'40.040	20.762	31.718	15.288	32.272	334.3								
7	1'41.967	22.253	31.964	15.551	32.199	330.2								
8	1'39.978 *	20.670	31.738	15.455*	32.115*	332.3								
9	2'02.547 P	22.142*	34.222*	16.110*	50.073	331.2								
Run # 2	Front Tyre	Slick-Medium	Rear Tyre	Slick-Medium										
		New Tyre		9 Laps at start										
10	28'58.244 P	12.971	38.898	16.462	33.021									
11	1'43.734	21.147	32.063	15.387	35.137	332.3								
12	1'39.634	20.891	31.761	15.206	31.776	332.3								
13	1'39.581	20.818	31.690	15.224	31.849	333.3								
14	1'40.972	20.747	31.599	15.285	33.341	334.3								
15	1'39.455	20.697	31.680	15.239	31.839	333.3								
16	1'42.990	22.759	32.757	15.363	32.111	333.3								
17	1'39.382	20.630	31.664	15.174	31.914	335.4								
18	1'58.439 P	21.558	32.676	15.562	48.643	335.4								
Run # 3	Front Tyre	Slick-Medium	Rear Tyre	Slick-Medium										
		9 Laps at start		18 Laps at start										
19	8'48.310	13.008	37.452	15.539	32.622									
20	1'39.763	20.684	31.849	15.271	31.959	332.3								
21	1'42.843	20.601	34.972	15.245	32.025	332.3								
22	1'56.219 P	20.723	31.589	15.701	48.206	334.3								

Fastest Lap: Jack MILLER Red Bull KTM Factory AUS **1'37.709** 20.430 31.063 14.952 31.264

These data/results cannot be reproduced, stored and/or transmitted in whole or in part by any manner of electronic, mechanical, photocopying, recording, broadcasting or otherwise now known or herein after developed without the previous express consent by the copyright owner, except for reproduction in daily press and regular printed publications on sale to the public within 60 days of the event related to those data/results and always provided that copyright symbol appears together as follows below.
© DORNA, 2023

Official MotoGP Timing by TISSOT
www.motogp.com

Portimao, Friday, March 24, 2023

Page 4 of 9



Practice Nr. 2

MotoGP

Lap	Lap Time	T1	T2	T3	T4	Speed	Lap	Lap Time	T1	T2	T3	T4	Speed
Run # 4	Front Tyre	Slick-Soft	Rear Tyre	Slick-Soft									
		New Tyre		New Tyre									
23	28'57.594	12.726	32.961	15.543	31.716		1	2'21.294	12.903	33.688	15.655	32.609	
24	1'38.417	20.660	31.306	15.030	31.421	337.5	2	1'40.454	20.973	32.090	15.320	32.071	327.2
25	1'38.352	20.593	31.257	15.022	31.480	335.4	3	1'39.627 *	20.749	31.673	15.172	32.033*	328.2
26	1'56.956 P	21.352	32.311	15.297	47.996	340.6	4	1'42.622	20.685	32.794	16.915	32.228	329.2
							unfinished 20.709 32.087 15.180 331.2						
Run # 5	Front Tyre	Slick-Soft	Rear Tyre	Slick-Soft									
		4 Laps at start		New Tyre									
27	3'09.322	12.616	32.275	15.376	32.256		Run # 2	Front Tyre	Slick-Medium	Rear Tyre	Slick-Soft		
28	1'38.256	20.408	31.289	14.987	31.572	334.3			4 Laps at start		5 Laps at start		
29	1'41.505 *	21.355	32.748	15.574	31.828	335.4	5	1'36.848 *	13.197	34.588*	16.043*	33.020	
30	1'38.523	20.484	31.202	15.077	31.760	334.3	6	1'40.888 *	20.889	32.479*	15.357*	32.163	329.2

11th 73 Alex MARQUEZ DUCATI SPA
Gresini Racing MotoGP

Full laps=20

Run # 1	Front Tyre	Slick-Medium	Rear Tyre	Slick-Medium			
		6 Laps at start		New Tyre			
1	2'09.845	13.247	34.840	16.253	32.987		
2	1'41.507	21.057	32.454	15.623	32.373	333.3	
3	1'40.169	20.705	31.930	15.407	32.127	331.2	
4	1'39.538	20.590	31.675	15.278	31.995	336.4	
5	1'39.679	20.564	31.979	15.256	31.880	335.4	
6	1'39.256	20.516	31.528	15.266	31.946	336.4	
7	1'39.491	20.527	31.778	15.235	31.951	337.5	
8	1'39.354 *	20.613	31.649	15.240	31.852*	335.4	
9	2'06.110 P	25.116*	34.827*	16.236*	49.931	332.3	

Run # 2	Front Tyre	Slick-Medium	Rear Tyre	Slick-Medium			
		15 Laps at start		9 Laps at start			
10	29'47.777 P	13.303	34.402	16.275	33.028		
11	1'43.273 *	22.080	32.780*	16.018*	32.395	331.2	
12	1'40.419	20.756	32.060	15.483	32.120	335.4	
13	1'39.929	20.919	31.730	15.328	31.952	334.3	
14	1'39.747	20.678	31.755	15.307	32.007	333.3	
15	1'39.850	20.735	31.742	15.295	32.078	335.4	
16	1'39.783	20.688	31.871	15.284	31.940	335.4	
17	1'39.541	20.564	31.759	15.240	31.978	337.5	
18	2'01.670 P	21.419	33.743	16.508	50.000	334.3	

Run # 3	Front Tyre	Slick-Medium	Rear Tyre	Slick-Soft			
		New Tyre		New Tyre			
19	9'14.664	12.999	34.653	15.723	32.346		
20	1'39.594	20.454	31.549	15.156	32.435	333.3	
21	1'38.409	20.329	31.382	15.097	31.601	335.4	
22	1'57.791 P	20.339	31.338	15.771	50.343	334.3	
Run # 4	Front Tyre	Slick-Medium	Rear Tyre	Slick-Soft			
		4 Laps at start		New Tyre			
23	34'48.949	13.243	33.441	15.687	32.244		
24	1'38.997	20.500	31.530	15.157	31.810	334.3	
25	1'38.385	20.352	31.271	15.057	31.705	337.5	
26	1'40.454 *	20.973*	32.131	15.512	31.838	337.5	
27	1'48.327	20.433	39.234	16.605	32.055	335.4	

12th 36 Joan MIR HONDA SPA
Repsol Honda Team

Full laps=13

13th 42 Alex RINS HONDA SPA
LCR Honda CASTROL

Full laps=15

Run # 3	Front Tyre	Slick-Medium	Rear Tyre	Slick-Soft			
		New Tyre		New Tyre			
13	11'17.345	13.450	32.708	15.352	32.077		
14	1'38.886	20.495	31.606	15.080	31.705	327.2	
15	1'38.394	20.446	31.284	15.001	31.663	328.2	
16	2'02.247 P	21.583	33.646	16.431	50.587	330.2	
Run # 4	Front Tyre	Slick-Medium	Rear Tyre	Slick-Soft			
		4 Laps at start		New Tyre			
17	35'39.687	12.512	33.257	15.573	32.133		
18	1'39.318	20.592	31.756	15.215	31.755	330.2	
19	1'38.641	20.447	31.415	15.021	31.758	330.2	
20	2'11.183 *	42.595*	38.028	16.941	33.619	328.2	

13th 42 Alex RINS HONDA SPA
LCR Honda CASTROL

Run # 1	Front Tyre	Slick-Medium	Rear Tyre	Slick-Medium			
		New Tyre		New Tyre			
1	2'14.450	13.300	34.489	16.184	33.052		
2	1'41.059	21.181	32.396	15.447	32.035	334.3	
3	1'41.513	20.906	32.024	15.900	32.683	331.2	
4	1'39.960	20.746	31.988	15.186	32.040	330.2	
5	1'39.851	20.777	31.852	15.215	32.007	329.2	
6	2'02.428 P	23.570	33.243	15.879	49.736	331.2	

Run # 2	Front Tyre	Slick-Medium	Rear Tyre	Slick-Medium			
		6 Laps at start		6 Laps at start			
7	34'24.744	13.101	34.373	16.032	32.655		
8	1'41.438 *	20.807	32.610*	15.817*	32.204	333.3	
9	1'39.962	20.658	32.028	15.345	31.931	331.2	
10	1'39.686	20.673	31.902	15.234	31.877	332.3	
11	1'40.981	20.712	31.914	15.976	32.379	333.3	
12	1'39.580	20.627	31.804	15.168	31.981	330.2	
13	2'04.224 P	22.879	34.436	17.403	49.506	331.2	

Run # 3	Front Tyre	Slick-Medium	Rear Tyre	Slick-Medium			
		13 Laps at start		13 Laps at start			
14	6'54.611	13.104	33.182	16.905	32.628		
15	1'40.473	20.807	32.234	15.432	32.000	332.3	
16	1'39.572	20.758	31.756	15.124	31.934	330.2	

Fastest Lap: Jack MILLER Red Bull KTM Factory AUS **1'37.709** 20.430 31.063 14.952 31.264

These data/results cannot be reproduced, stored and/or transmitted in whole or in part by any manner of electronic, mechanical, photocopying, recording, broadcasting or otherwise now known or herein after developed without the previous express consent by the copyright owner, except for reproduction in daily press and regular printed publications on sale to the public within 60 days of the event related to those data/results and always provided that copyright symbol appears together as follows below.
© DORNA, 2023



Practice Nr. 2

MotoGP

Lap	Lap Time	T1	T2	T3	T4	Speed	Lap	Lap Time	T1	T2	T3	T4	Speed						
17	2'00.302	P	22.724	32.818	15.978	48.782	329.2	15th 30	Takaaki NAKAGAMI LCR Honda IDEMITSU	HONDA	JPN	Full laps=16							
Run #	4	Front Tyre	Slick-Soft	Rear Tyre	Slick-Soft		Run #						1	Front Tyre	Slick-Medium	Rear Tyre	Slick-Medium		
			New Tyre		New Tyre										New Tyre		New Tyre		
18	6'00.295		12.553	33.280	15.685	32.203	1						2'13.854	13.664	36.144	16.845	33.892		
19	1'41.450	*	20.556	31.764	16.428*	32.702*	329.2						2	1'42.425	21.488	33.131	15.540	32.266	333.3
20	2'08.570	P	23.058*	36.003*	17.614*	51.895	323.3						3	1'41.044	21.006	31.968	15.270	32.800	331.2
Run #	5	Front Tyre	Slick-Soft	Rear Tyre	Slick-Soft		4						1'39.979	20.864	31.904	15.191	32.020	335.4	
			3 Laps at start		3 Laps at start		5						1'40.186	21.016	31.908	15.271	31.991	331.2	
21	23'53.017	P	13.229	34.128	16.084	33.050	6						2'01.609	P	22.955	33.800	15.778	49.076	331.2
22	1'39.123		20.520	31.689	15.096	31.818	329.2						Run #	2	Front Tyre	Slick-Medium	Rear Tyre	Slick-Medium	
23	1'59.284	P	23.226	32.878	15.602	47.578	327.2			New Tyre		New Tyre							
Run #	6	Front Tyre	Slick-Soft	Rear Tyre	Slick-Soft					6 Laps at start		6 Laps at start							
			New Tyre		New Tyre		7	34'25.938	13.369	35.238	16.236	33.063							
24	5'10.886		12.552	33.408	16.122	34.885		8	1'41.733	*	21.051	32.906*	15.583*	32.193	330.2				
25	1'38.416		20.520	31.402	15.008	31.486	334.3	9	1'40.283		20.870	32.131	15.265	32.017	332.3				
26	1'41.038	*	21.077*	32.541	15.552	31.868	335.4	10	1'45.907		24.146	34.243	15.483	32.035	332.3				
Run #	93	Marc MARQUEZ			HONDA	SPA		11	1'57.384	P	20.710	32.166	15.534	48.974	334.3				
		Repsol Honda Team						Run #	3	Front Tyre	Slick-Medium	Rear Tyre	Slick-Medium						
										New Tyre		New Tyre							
										11 Laps at start		11 Laps at start							
Run #	1	Front Tyre	Slick-Medium	Rear Tyre	Slick-Medium		12	7'20.158	13.268	35.447	16.269	33.319							
			New Tyre		New Tyre		13	1'42.050	21.450	32.874	15.420	32.306	325.3						
1	2'25.215		13.172	34.040	16.228	33.537		14	1'40.829	21.011	32.124	15.480	32.214	327.2					
2	1'43.018		21.286	33.136	15.770	32.826	328.2	15	1'40.734	20.813	32.162	15.392	32.367	330.2					
3	1'41.424	*	20.930	32.327	15.297	32.870*	327.2	16	1'56.496	P	20.770	31.963	15.230	48.533	328.2				
4	1'39.806		20.811	31.709	15.191	32.095	333.3	Run #	4	Front Tyre	Slick-Soft	Rear Tyre	Slick-Soft						
5	1'39.795		20.623	31.764	15.249	32.159	333.3			New Tyre		New Tyre							
6	2'00.637	P	21.535	34.328	15.798	48.976	332.3	17	7'20.383		13.336	34.844	15.912	32.735					
Run #	2	Front Tyre	Slick-Medium	Rear Tyre	Slick-Medium			18	1'41.811	*	21.219	32.525	15.771*	32.296*	329.2				
			6 Laps at start		6 Laps at start			19	2'06.480	P	23.520*	34.833*	17.389*	50.738	305.0				
7	33'56.926		12.468	35.038	16.145	33.673		Run #	5	Front Tyre	Slick-Soft	Rear Tyre	Slick-Soft						
8	1'45.504		20.987	32.655	16.093	35.769	328.2			3 Laps at start		3 Laps at start							
9	1'39.666		20.742	31.812	15.220	31.892	332.3	20	23'53.263	P	13.074	35.771	16.224	32.815					
10	1'39.665		20.722	31.711	15.179	32.053	334.3	21	1'40.672		20.919	32.507	15.314	31.932	329.2				
11	1'41.200		20.929	31.838	15.192	33.241	331.2	22	1'55.799	P	20.850	31.821	15.196	47.932	329.2				
12	1'39.556		20.754	31.671	15.182	31.949	333.3	Run #	6	Front Tyre	Slick-Soft	Rear Tyre	Slick-Soft						
13	2'01.689	P	22.106	33.779	15.863	49.941	335.4			6 Laps at start		New Tyre							
Run #	3	Front Tyre	Slick-Hard	Rear Tyre	Slick-Soft			23	3'17.844		13.879	34.037	15.584	32.075					
			New Tyre		New Tyre			24	1'39.212		20.693	31.724	15.176	31.619	334.3				
14	5'41.434		13.514	33.515	15.535	32.951		25	1'38.827		20.678	31.516	15.035	31.598	333.3				
15	1'40.931		20.830	32.594	15.377	32.130	328.2	26	1'42.752	*	21.652*	33.313	15.565	32.222	335.4				
16	1'38.665		20.508	31.358	15.008	31.791	329.2	27	1'44.843		20.841	35.555	16.198	32.249	330.2				
17	1'40.111		20.793	31.837	15.339	32.142	328.2	Run #	37	Augusto FERNANDEZ			KTM	SPA					
18	1'39.137		20.600	31.484	15.109	31.944	328.2			GASGAS Factory Racing Tech3									
19	1'59.036	P	21.210	33.285	15.742	48.799	329.2						Full laps=13						
Run #	4	Front Tyre	Slick-Medium	Rear Tyre	Slick-Soft			Run #	1	Front Tyre	Slick-Hard	Rear Tyre	Slick-Soft						
			New Tyre		New Tyre						New Tyre		New Tyre						
20	32'03.667		12.813	32.987	15.469	31.832		1	2'30.040		14.062	36.634	16.209	33.047					
21	1'38.491		20.459	31.514	15.049	31.469	337.5	2	1'41.432		21.370	32.306	15.439	32.317	329.2				
22	1'38.419		20.461	31.343	15.109	31.506	338.5	3	1'40.465	*	20.956	31.869	15.559	32.081*	330.2				
23	1'56.699	P	21.736	32.055	15.148	47.760	339.6	4	1'39.809		20.868	31.715	15.204	32.022	329.2				
Run #	5	Front Tyre	Slick-Medium	Rear Tyre	Slick-Soft			5	1'39.936	*	20.864	31.772	15.241	32.059*	333.3				
			4 Laps at start		New Tyre			6	1'39.533		20.803	31.676	15.198	31.856	333.3				
24	2'55.317		12.677	32.398	15.343	31.567		7	1'59.420	P	22.080	33.411	15.355	48.574	331.2				
25	1'43.386		22.451	34.046	15.355	31.534	337.5												

Fastest Lap: Jack MILLER Red Bull KTM Factory AUS **1'37.709** 20.430 31.063 14.952 31.264

These data/results cannot be reproduced, stored and/or transmitted in whole or in part by any manner of electronic, mechanical, photocopying, recording, broadcasting or otherwise now known or herein after developed without the previous express consent by the copyright owner, except for reproduction in daily press and regular printed publications on sale to the public within 60 days of the event related to those data/results and always provided that copyright symbol appears together as follows below.
© DORNA, 2023

Official MotoGP Timing by TISSOT
www.motogp.com

Portimao, Friday, March 24, 2023

Page 6 of 9



Practice Nr. 2

MotoGP

Lap	Lap Time	T1	T2	T3	T4	Speed	Lap	Lap Time	T1	T2	T3	T4	Speed
Run # 2	Front Tyre Slick-Hard	Rear Tyre Slick-Soft					Run # 5	Front Tyre missing data	Rear Tyre missing data				
	7 Laps at start	7 Laps at start						** Laps at start	** Laps at start				
8	32'31.744	13.333	34.110	15.879	32.654		16	1'35.919 *	13.031	34.053	16.259	32.576*	
	unfinished	21.007			330.2		17	1'39.681 *	20.738	31.685	15.091	32.167*	332.3
Run # 3	Front Tyre Slick-Medium	Rear Tyre Slick-Medium					18	1'38.904	20.661	31.328	15.053	31.862	331.2
	17 Laps at start	17 Laps at start					19	1'52.068	26.030	33.963	16.476	35.599	332.3
9	1'43.649	15.278	37.330	16.915	34.126		20	2'02.318 P	21.171	35.249	16.182	49.716	337.5
10	1'42.929	21.614	32.277	15.597	32.441	329.2	18th 33 Brad BINDER KTM RSA						
11	1'40.640	20.989	32.106	15.340	32.205	329.2	Red Bull KTM Factory Racing						
12	1'40.766	21.017	32.099	15.393	32.257	329.2	Full laps=18						
13	1'40.691	21.070	31.964	15.379	32.278	331.2	Run # 1	Front Tyre Slick-Hard	Rear Tyre Slick-Soft				
14	1'56.771 P	20.974	31.997	15.264	48.536	331.2		New Tyre	New Tyre				
Run # 4	Front Tyre Slick-Medium	Rear Tyre Slick-Soft					1	2'08.672	13.425	34.642	16.393	35.444	
	New Tyre	New Tyre					2	1'42.889	21.537	33.585	15.629	32.138	332.3
15	31'20.602	14.528	35.331	16.299	36.773		3	1'40.158	20.919	31.822	15.291	32.126	335.4
16	1'40.500 *	20.908	32.141	15.293	32.158*	331.2	4	1'39.553	20.755	31.729	15.295	31.774	341.7
17	1'39.107	20.752	31.577	15.100	31.678	333.3	5	1'39.662	20.786	31.848	15.277	31.751	340.6
18	1'56.100 P	20.717	31.824	15.577	47.982	332.3	6	1'39.306	20.801	31.550	15.170	31.785	342.8
Run # 5	Front Tyre Slick-Medium	Rear Tyre Slick-Soft					7	1'39.503	20.767	31.661	15.262	31.813	338.5
	4 Laps at start	New Tyre					8	2'07.247 P	24.865	32.417	15.615*	54.350	337.5
19	4'09.669	13.760	40.390	15.689	32.093		Run # 2	Front Tyre Slick-Hard	Rear Tyre Slick-Soft				
20	1'38.882	20.745	31.539	15.042	31.556	333.3		8 Laps at start	8 Laps at start				
21	1'39.365	20.791	31.530	15.194	31.850	334.3	9	31'11.559 P	12.772	34.423	16.068	33.066	
17th 25 Raul FERNANDEZ	APRILIA SPA					10	1'41.657	21.184	32.577	15.616	32.280	335.4	
	CryptoDATA RNF MotoGP Team					11	1'40.257	20.690	32.041	15.367	32.159	337.5	
	Full laps=13					12	1'39.941	20.675	31.935	15.381	31.950	338.5	
Run #	Front Tyre missing data	Rear Tyre missing data					13	1'46.027	20.604	31.820	20.685	32.918	337.5
	** Laps at start	** Laps at start					14	1'39.907	20.758	31.945	15.245	31.959	338.5
21	6'12.888	17.325	35.501	16.679	34.152		15	1'39.430	20.565	31.812	15.314	31.739	339.6
Run # 1	Front Tyre missing data	Rear Tyre missing data					16	2'05.250 P	26.278	32.862	15.428	50.682	340.6
	** Laps at start	** Laps at start					Run # 3	Front Tyre Slick-Hard	Rear Tyre Slick-Soft				
1	2'39.086	14.273	34.629	16.815	33.447			New Tyre	New Tyre				
2	1'41.364	21.844	32.193	15.278	32.049	333.3	17	11'02.633	12.897	33.437	15.818	32.602	
3	1'39.648 *	20.845	31.631	15.182	31.990*	333.3	18	1'39.765	20.513	31.992	15.246	32.014	336.4
4	1'47.325	21.388	37.937	15.741	32.259	331.2	19	1'39.089	20.454	31.486	15.307	31.842	335.4
5	2'01.223 P	20.894	31.536	17.696	51.097	333.3	20	1'39.098	20.458	31.588	15.163	31.889	336.4
Run # 2	Front Tyre missing data	Rear Tyre missing data					21	2'07.546 P	24.882	33.663	16.691*	52.310	332.3
	** Laps at start	** Laps at start					Run # 4	Front Tyre Slick-Hard	Rear Tyre Slick-Soft				
6	37'08.270	14.337	33.402	16.372	32.726			5 Laps at start	New Tyre				
7	1'39.732	20.893	31.680	15.217	31.942	331.2	22	34'17.752 P	13.106	37.768	16.338	35.150	
8	1'41.576	22.247	31.957	15.361	32.011	334.3	23	1'44.103	20.680	35.900	15.656	31.867	338.5
9	1'39.494	20.773	31.643	15.114	31.964	333.3	24	1'38.910	20.477	31.704	15.129	31.600	337.5
10	1'59.890 P	21.672	33.086	15.738	49.394	332.3	25	1'39.058	20.490	31.503	15.159	31.906	335.4
Run # 3	Front Tyre missing data	Rear Tyre missing data					19th 88 Miguel OLIVEIRA	APRILIA POR					
	** Laps at start	** Laps at start						CryptoDATA RNF MotoGP Team					
11	7'06.100	13.713	33.091	15.644	32.344			Full laps=16					
12	1'39.686	20.786	31.736	15.241	31.923	332.3	Run # 1	Front Tyre missing data	Rear Tyre missing data				
13	1'39.322	20.683	31.611	15.145	31.883	333.3		** Laps at start	** Laps at start				
14	2'05.093 P	24.892	34.984	15.781	49.436	330.2	1	2'13.117	13.259	34.625	16.200	33.288	
Run # 4	Front Tyre missing data	Rear Tyre missing data					2	1'40.704	20.912	32.028	15.616	32.148	334.3
	** Laps at start	** Laps at start					3	1'39.522	20.728	31.670	15.252	31.872	335.4
15	6'53.272	13.403	33.061	15.420	32.269		4	1'39.293	20.682	31.650	15.178	31.783	337.5
	unfinished	20.561	31.477	15.101	333.3		5	1'39.177	20.592	31.526	15.236	31.823	338.5
							6	1'39.174	20.671	31.511	15.175	31.817	341.7

Fastest Lap: Jack MILLER Red Bull KTM Factory AUS **1'37.709** 20.430 31.063 14.952 31.264

These data/results cannot be reproduced, stored and/or transmitted in whole or in part by any manner of electronic, mechanical, photocopying, recording, broadcasting or otherwise now known or herein after developed without the previous express consent by the copyright owner, except for reproduction in daily press and regular printed publications on sale to the public within 60 days of the event related to those data/results and always provided that copyright symbol appears together as follows below.
© DORNA, 2023

Official MotoGP Timing by TISSOT
www.motogp.com

Portimao, Friday, March 24, 2023

Page 7 of 9



Practice Nr. 2

MotoGP

Lap	Lap Time	T1	T2	T3	T4	Speed	Lap	Lap Time	T1	T2	T3	T4	Speed
7	1'42.231	21.563	32.700	15.568	32.400	340.6	19	1'49.739	21.767	39.258	16.331	32.383	333.3
8	1'39.826 *	20.788	31.666	15.314	32.058*	336.4	20	2'00.488 P	20.597	34.414	15.994	49.483	333.3
9	2'05.345 P	23.511*	34.450*	16.781*	50.603	328.2	Run # 4 Front Tyre Slick-Medium Rear Tyre Slick-Soft New Tyre New Tyre						
Run # 2 Front Tyre Slick-Hard Rear Tyre Slick-Soft ** New Tyre ** New Tyre							21	7'51.360	12.695	33.078	15.630	32.175	
10	29'20.148 P	12.920	34.675	16.448	32.806		22	1'59.437 P	20.473	31.674	16.961*	50.329	334.3
11	1'41.614 *	20.809	32.500*	15.897*	32.408	337.5	Run # 5 Front Tyre Slick-Medium Rear Tyre Slick-Soft 2 Laps at start 2 Laps at start						
12	1'40.576	20.694	32.499	15.454	31.929	337.5	23	25'38.096 P	12.801	33.137	15.507	31.838	
13	1'58.803 P	20.843	34.193	15.906	47.861	338.5	24	1'57.087 P	20.910	31.722	15.158	49.297	338.5
Run # 3 Front Tyre missing data Rear Tyre missing data ** Laps at start ** Laps at start							Run # 6 Front Tyre Slick-Medium Rear Tyre Slick-Soft 4 Laps at start New Tyre						
14	8'32.187	12.793	33.640	16.051	32.751		25	4'27.377	12.359	32.641	18.142	32.220	
15	1'40.336	20.845	31.943	15.320	32.228	333.3	26	1'39.302	20.635	31.564	15.261	31.842	335.4
16	1'39.606	20.649	31.649	15.267	32.041	333.3	27	1'38.978	20.649	31.481	15.174	31.674	334.3
17	1'40.085	20.877	31.779	15.289	32.140	335.4	28	1'57.208	31.896	37.419	15.568	32.325	331.2
18	1'39.868	20.771	31.650	15.335	32.112	334.3	29	1'44.643	20.657	35.252	16.119	32.615	332.3
19	1'58.581 P	20.708	33.382	16.180	48.311	332.3	21st 49 Fabio DI GIANNANTONI DUCATI ITA Gresini Racing MotoGP						
Run # 4 Front Tyre missing data Rear Tyre missing data ** Laps at start ** Laps at start							Full laps=13						
unfinished 13.114 37.604							Run # 1 Front Tyre Slick-Medium Rear Tyre Slick-Medium New Tyre 3 Laps at start						
Run # 5 Front Tyre Slick-Soft Rear Tyre Slick-Soft ** New Tyre ** New Tyre							1	2'03.444	13.184	34.602	16.293	33.429	
20	1'36.291 *	13.139	34.169	16.253	32.730*	336.4	2	1'42.463	21.491	32.684	15.682	32.606	337.5
21	1'40.611 *	20.913	32.103	15.358	32.237*	336.4	3	1'41.616	21.072	32.256	15.794	32.494	330.2
22	1'39.012	20.548	31.481	15.174	31.809	337.5	4	1'41.551	21.198	32.295	15.549	32.509	329.2
23	1'38.958	20.592	31.322	15.210	31.834	336.4	5	1'44.193	20.960	31.978	18.333	32.922	335.4
24	2'02.139 P	23.782	32.714	16.353	49.290	337.5	6	1'41.038	20.985	32.136	15.513	32.404	332.3
20th 21 Franco MORBIDELLI YAMAHA ITA Monster Energy Yamaha MotoGP							Run # 2 Front Tyre Slick-Soft Rear Tyre Slick-Soft 10 Laps at start 4 Laps at start						
Full laps=18							8	32'39.643	13.162	34.020	16.017	32.790	
Run # 1 Front Tyre Slick-Medium Rear Tyre Slick-Soft 4 Laps at start 4 Laps at start							9	1'41.331 *	20.984	32.282*	15.770*	32.295	331.2
1	1'49.307	12.951	34.232	16.176	33.465		10	1'40.442	20.747	32.015	15.451	32.229	336.4
2	1'41.083	21.078	32.169	15.495	32.341	327.2	11	1'40.514	21.037	31.950	15.393	32.134	329.2
3	1'40.234	20.719	31.824	15.447	32.244	329.2	12	2'04.447 P	21.014	33.883	18.945	50.605	331.2
4	1'39.951	20.767	31.752	15.335	32.097	331.2	Run # 3 Front Tyre Slick-Soft Rear Tyre Slick-Soft 15 Laps at start 9 Laps at start						
5	1'40.237	20.808	31.913	15.334	32.182	330.2	13	12'29.184	13.589	33.730	15.854	33.268	
6	1'40.070 *	20.763	31.770	15.399	32.138*	331.2	14	1'40.958	21.011	32.162	15.417	32.368	327.2
7	1'39.925	20.682	31.821	15.349	32.073	333.3	15	1'58.178 P	20.975	31.930	15.461	49.812	328.2
8	1'40.025 *	20.749	31.831	15.327	32.118*	331.2	Run # 4 Front Tyre Slick-Soft Rear Tyre Slick-Soft New Tyre New Tyre						
9	2'08.827 P	24.390*	37.307*	17.155*	49.975	321.4	16	5'55.431	13.318	33.916	15.802	32.616	
Run # 2 Front Tyre Slick-Medium Rear Tyre Slick-Soft 13 Laps at start 13 Laps at start							17	2'00.304 P	20.798	32.015	16.326	51.165	329.2
10	29'41.713 P	13.073	33.924	15.909	32.673		Run # 5 Front Tyre Slick-Soft Rear Tyre Slick-Soft 2 Laps at start New Tyre						
11	1'40.513 *	20.806	32.142*	15.637*	31.928	334.3	18	25'29.652 P	12.427	33.356	15.640	32.123	
12	1'39.699	20.817	31.822	15.260	31.800	336.4	19	1'39.734 *	20.845	31.702	15.174	32.013*	336.4
13	1'39.887	20.747	31.915	15.312	31.913	339.6	20	1'39.421	20.675	31.594	15.211	31.941	331.2
14	2'02.460 P	23.092	34.663	15.620	49.085	338.5	21	1'59.820 P	20.995	33.203	15.906	49.716	328.2
Run # 3 Front Tyre Slick-Medium Rear Tyre Slick-Medium 18 Laps at start 9 Laps at start							Run # 6 Front Tyre Slick-Soft Rear Tyre Slick-Soft 6 Laps at start 2 Laps at start						
15	5'15.582	12.998	33.523	15.795	32.202		22	3'28.678	13.369	32.978	15.669	32.207	
16	1'39.656	20.648	31.782	15.356	31.870	332.3							
17	1'39.679	20.692	31.717	15.285	31.985	332.3							
18	1'39.565	20.682	31.709	15.323	31.851	331.2							

Run #	Front Tyre	Slick-Medium	Rear Tyre	Slick-Soft		
1	1'49.307	12.951	34.232	16.176	33.465	
2	1'41.083	21.078	32.169	15.495	32.341	327.2
3	1'40.234	20.719	31.824	15.447	32.244	329.2
4	1'39.951	20.767	31.752	15.335	32.097	331.2
5	1'40.237	20.808	31.913	15.334	32.182	330.2
6	1'40.070 *	20.763	31.770	15.399	32.138*	331.2
7	1'39.925	20.682	31.821	15.349	32.073	333.3
8	1'40.025 *	20.749	31.831	15.327	32.118*	331.2
9	2'08.827 P	24.390*	37.307*	17.155*	49.975	321.4
10	29'41.713 P	13.073	33.924	15.909	32.673	
11	1'40.513 *	20.806	32.142*	15.637*	31.928	334.3
12	1'39.699	20.817	31.822	15.260	31.800	336.4
13	1'39.887	20.747	31.915	15.312	31.913	339.6
14	2'02.460 P	23.092	34.663	15.620	49.085	338.5
15	5'15.582	12.998	33.523	15.795	32.202	
16	1'39.656	20.648	31.782	15.356	31.870	332.3
17	1'39.679	20.692	31.717	15.285	31.985	332.3
18	1'39.565	20.682	31.709	15.323	31.851	331.2

Run #	Front Tyre	Slick-Soft	Rear Tyre	Slick-Soft		
1	2'03.444	13.184	34.602	16.293	33.429	
2	1'42.463	21.491	32.684	15.682	32.606	337.5
3	1'41.616	21.072	32.256	15.794	32.494	330.2
4	1'41.551	21.198	32.295	15.549	32.509	329.2
5	1'44.193	20.960	31.978	18.333	32.922	335.4
6	1'41.038	20.985	32.136	15.513	32.404	332.3
7	2'05.018 P	23.772	34.218	16.478	50.550	331.2
8	32'39.643	13.162	34.020	16.017	32.790	
9	1'41.331 *	20.984	32.282*	15.770*	32.295	331.2
10	1'40.442	20.747	32.015	15.451	32.229	336.4
11	1'40.514	21.037	31.950	15.393	32.134	329.2
12	2'04.447 P	21.014	33.883	18.945	50.605	331.2
13	12'29.184	13.589	33.730	15.854	33.268	
14	1'40.958	21.011	32.162	15.417	32.368	327.2
15	1'58.178 P	20.975	31.930	15.461	49.812	328.2
16	5'55.431	13.318	33.916	15.802	32.616	
17	2'00.304 P	20.798	32.015	16.326	51.165	329.2
18	25'29.652 P	12.427	33.356	15.640	32.123	
19	1'39.734 *	20.845	31.702	15.174	32.013*	336.4
20	1'39.421	20.675	31.594	15.211	31.941	331.2
21	1'59.820 P	20.995	33.203	15.906	49.716	328.2
22	3'28.678	13.369	32.978	15.669	32.207	

Fastest Lap: Jack MILLER Red Bull KTM Factory AUS **1'37.709** 20.430 31.063 14.952 31.264

These data/results cannot be reproduced, stored and/or transmitted in whole or in part by any manner of electronic, mechanical, photocopying, recording, broadcasting or otherwise now known or herein after developed without the previous express consent by the copyright owner, except for reproduction in daily press and regular printed publications on sale to the public within 60 days of the event related to those data/results and always provided that copyright symbol appears together as follows below.
© DORNA, 2023

Official MotoGP Timing by TISSOT
www.motogp.com



Portimao, Friday, March 24, 2023

Practice Nr. 2

MotoGP

Lap	Lap Time	T1	T2	T3	T4	Speed	Lap	Lap Time	T1	T2	T3	T4	Speed
23	1'39.803	20.757	31.780	15.299	31.967	330.2							
24	1'44.212 *	22.495*	32.623	15.897	33.197	330.2							

22nd **44** **PoI ESPARGARO** KTM SPA
 GASGAS Factory Racing Tech3
 Full laps=4

Run #	1	Front Tyre	Slick-Hard	Rear Tyre	Slick-Soft
			New Tyre		New Tyre
1	2'13.375	13.207	34.430	16.290	33.326
2	1'40.960	21.200	32.217	15.514	32.029
	unfinished	20.667	31.689	15.402	339.6

Run #	2	Front Tyre	Slick-Medium	Rear Tyre	Slick-Medium
			New Tyre		New Tyre
3	1'38.816 *	12.446	36.493*	16.935*	32.942
4	1'44.246 *	21.089	32.409*	15.687*	35.061
5	1'40.435	20.771	32.092	15.393	32.179
6	1'40.506	20.813	31.914	15.450	32.329
7	2'03.338 P	23.502	33.706	16.587	49.543

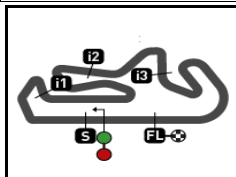
Run #	3	Front Tyre	Slick-Medium	Rear Tyre	Slick-Soft
			5 Laps at start		2 Laps at start
8	11'36.940	13.538	34.681	16.267	32.903
9	1'40.130	20.687	31.879	15.380	32.184
10	1'55.463 P	20.965	31.714	15.387	47.397

Run #	4	Front Tyre	Slick-Hard	Rear Tyre	Slick-Soft
			New Tyre		New Tyre
	unfinished	12.941	37.731		

Fastest Lap: Jack MILLER Red Bull KTM Factory AUS **1'37.709** 20.430 31.063 14.952 31.264

These data/results cannot be reproduced, stored and/or transmitted in whole or in part by any manner of electronic, mechanical, photocopying, recording, broadcasting or otherwise now known or herein after developed without the previous express consent by the copyright owner, except for reproduction in daily press and regular printed publications on sale to the public within 60 days of the event related to those data/results and always provided that copyright symbol appears together as follows below.
 © DORNA, 2023





4592 m.

GRANDE PRÉMIO TISSOT DE PORTUGAL

Practice Nr. 2

Best Partial Times

MotoGP™

IT Ideal Lap Time, sum of the best partial times

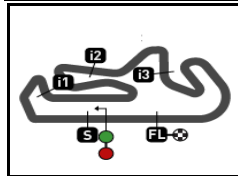
BT Best Lap Time

T1			T2			T3			T4				
Pos	Rider	Time	Rider	Time	Rider	Time	Rider	Time	Pos	Rider	IT	BT	
1	M.VIÑALES	20.142	J.MILLER	31.063	J.MARTIN	14.902	J.MILLER	31.264	1	M.VIÑALES	1'37.683	1'37.746 (2)	
2	M.BEZZECCHI	20.249	F.BAGNAIA	31.156	F.BAGNAIA	14.919	F.QUARTARARO	31.333	2	J.MILLER	1'37.709	1'37.709 (1)	
3	F.BAGNAIA	20.297	M.VIÑALES	31.183	L.MARINI	14.924	L.MARINI	31.385	3	F.BAGNAIA	1'37.847	1'37.856 (3)	
4	L.MARINI	20.299	E.BASTIANINI	31.202	J.MILLER	14.952	M.VIÑALES	31.401	4	L.MARINI	1'37.865	1'37.899 (4)	
5	A.MARQUEZ	20.329	M.BEZZECCHI	31.233	M.VIÑALES	14.957	A.ESPARGARO	31.418	5	J.MARTIN	1'37.991	1'37.991 (5)	
6	J.ZARCO	20.334	J.MARTIN	31.250	E.BASTIANINI	14.987	E.BASTIANINI	31.421	6	F.QUARTARAR	1'38.015	1'38.015 (6)	
7	A.ESPARGARO	20.378	L.MARINI	31.257	F.QUARTARARO	14.998	J.MARTIN	31.454	7	E.BASTIANINI	1'38.018	1'38.256 (10)	
8	J.MARTIN	20.385	A.MARQUEZ	31.271	J.MIR	15.001	M.MARQUEZ	31.469	8	M.BEZZECCHI	1'38.097	1'38.158 (8)	
9	F.QUARTARARO	20.400	J.ZARCO	31.284	J.ZARCO	15.005	F.BAGNAIA	31.475	9	J.ZARCO	1'38.099	1'38.112 (7)	
10	E.BASTIANINI	20.408	F.QUARTARARO	31.284	A.RINS	15.008	J.ZARCO	31.476	10	A.ESPARGAR	1'38.222	1'38.253 (9)	
11	J.MILLER	20.430	J.MIR	31.284	M.MARQUEZ	15.008	A.RINS	31.486	11	A.MARQUEZ	1'38.258	1'38.385 (11)	
12	J.MIR	20.446	A.ESPARGARO	31.321	T.NAKAGAMI	15.035	A.FERNANDEZ	31.556	12	M.MARQUEZ	1'38.279	1'38.419 (14)	
13	B.BINDER	20.454	M.OLIVEIRA	31.322	A.FERNANDEZ	15.042	M.BEZZECCHI	31.566	13	J.MIR	1'38.394	1'38.394 (12)	
14	M.MARQUEZ	20.459	R.FERNANDEZ	31.328	M.BEZZECCHI	15.049	T.NAKAGAMI	31.598	14	A.RINS	1'38.416	1'38.416 (13)	
15	F.MORBIDELLI	20.473	M.MARQUEZ	31.343	R.FERNANDEZ	15.053	B.BINDER	31.600	15	B.BINDER	1'38.669	1'38.910 (18)	
16	A.RINS	20.520	A.RINS	31.402	A.MARQUEZ	15.057	A.MARQUEZ	31.601	16	F.MORBIDELLI	1'38.786	1'38.978 (20)	
17	M.OLIVEIRA	20.548	F.MORBIDELLI	31.481	A.ESPARGARO	15.105	J.MIR	31.663	17	R.FERNANDEZ	1'38.804	1'38.904 (17)	
18	R.FERNANDEZ	20.561	B.BINDER	31.486	B.BINDER	15.129	F.MORBIDELLI	31.674	18	T.NAKAGAMI	1'38.827	1'38.827 (15)	
19	P.ESPARGARO	20.667	T.NAKAGAMI	31.516	F.MORBIDELLI	15.158	M.OLIVEIRA	31.783	18	M.OLIVEIRA	1'38.827	1'38.958 (19)	
20	DI GIANNANTO	20.675	A.FERNANDEZ	31.530	F.DI GIANNANTO	15.174	R.FERNANDEZ	31.862	20	A.FERNANDEZ	1'38.845	1'38.882 (16)	
21	T.NAKAGAMI	20.678	F.DI GIANNANTO	31.594	M.OLIVEIRA	15.174	F.DI GIANNANTO	31.941	21	F.DI GIANNAN	1'39.384	1'39.421 (21)	
22	A.FERNANDEZ	20.717	P.ESPARGARO	31.689	P.ESPARGARO	15.380	P.ESPARGARO	32.029	22	P.ESPARGAR	1'39.765	1'40.130 (22)	

These data/results cannot be reproduced, stored and/or transmitted in whole or in part by any manner of electronic, mechanical, photocopying, recording, broadcasting or otherwise now known or herein after developed without the previous express consent by the copyright owner, except for reproduction in daily press and regular printed publications on sale to the public within 60 days of the event related to those data/results and always provided that copyright symbol appears together as follows below.
© DORNA, 2023

Official MotoGP Timing by 
www.motogp.com






4592 m.

GRANDE PRÉMIO TISSOT DE PORTUGAL

Practice Nr. 2

Fastest Laps Sequence

<i>Practice Time</i>	 <i>Rider</i>	<i>Nation</i>	<i>Motorcycle</i>	<i>Time</i>	<i>Km/h</i>	<i>Rider's Lap</i>
3'30.390	21 Franco MORBIDELLI	ITA	YAMAHA	1'41.083	163.5	2
3'53.821	88 Miguel OLIVEIRA	POR	APRILIA	1'40.704	164.1	2
4'01.748	36 Joan MIR	SPA	HONDA	1'40.454	164.5	2
4'16.077	12 Maverick VIÑALES	SPA	APRILIA	1'39.707	165.7	2
5'33.343	88 Miguel OLIVEIRA	POR	APRILIA	1'39.522	166.1	3
6'18.644	20 Fabio QUARTARARO	FRA	YAMAHA	1'39.395	166.3	3
7'12.636	88 Miguel OLIVEIRA	POR	APRILIA	1'39.293	166.4	4
7'28.792	89 Jorge MARTIN	SPA	DUCATI	1'39.246	166.5	4
7'34.306	12 Maverick VIÑALES	SPA	APRILIA	1'38.866	167.2	4
55'12.962	1 Francesco BAGNAIA	ITA	DUCATI	1'38.798	167.3	15
57'45.101	12 Maverick VIÑALES	SPA	APRILIA	1'38.785	167.3	17
1:04'35.131	93 Marc MARQUEZ	SPA	HONDA	1'38.665	167.5	16
1:04'45.518	89 Jorge MARTIN	SPA	DUCATI	1'38.370	168.0	19
1:14'51.641	41 Aleix ESPARGARO	SPA	APRILIA	1'38.253	168.2	20
1:45'44.694	89 Jorge MARTIN	SPA	DUCATI	1'37.991	168.7	25
1:46'20.733	1 Francesco BAGNAIA	ITA	DUCATI	1'37.856	168.9	23
1:51'20.285	12 Maverick VIÑALES	SPA	APRILIA	1'37.746	169.1	25
1:51'59.393	43 Jack MILLER	AUS	KTM	1'37.709	169.1	28

These data/results cannot be reproduced, stored and/or transmitted in whole or in part by any manner of electronic, mechanical, photocopying, recording, broadcasting or otherwise now known or herein after developed without the previous express consent by the copyright owner, except for reproduction in daily press and regular printed publications on sale to the public within 60 days of the event related to those data/results and always provided that copyright symbol appears together as follows below.

© DORNA, 2023

Official MotoGP Timing by TISSOT
www.motogp.com

Portimao, Friday, March 24, 2023

